Partnership. With Guarantee.

Profile magnetic cylinder anti-rotation secured with three piston rods
Series AW6 and AW8



AW6-...-...

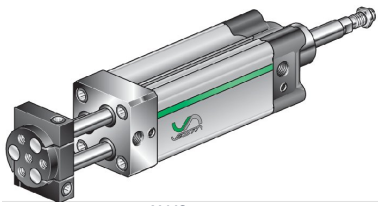

AW8-...-...

Design type	Profile magnetic cylinder anti-rotation secured with three piston rods
Heads	High-pressure die casting Aluminium alloy
Piston rod	Stainless steel X20Cr13
Cylinder tube	Aluminium profile hard anodized
Seals	NBR and Polyurethane
End-of-stroke cushioning	pneumatic, adjustable
Ambient temperature	-10°C...+80°C
Medium temperature	0°C...+40°C
Lubrication	not necessary
Medium	filtered compressed air
maximum operating pressure	10bar
Note	CAD files are available in the STASTO Store at www.stasto.eu

Type code

AW	_		_ _ -	_ _ _
	6	Triple piston rod	32 ø32	Stroke [mm]
	8	Triple piston rod and continuous piston rod	40 ø40	
			50 ø50	
			63 ø63	

Standard strokes

Ø	25	50	100	160	200	250	300	350	400	450	500
32	•	•	•	•	•	•	•	•	•	•	•
40	•	•	•	•	•	•	•	•	•	•	•
50	•	•	•	•	•	•	•	•	•	•	•
63	•	•	•	•	•	•	•	•	•	•	•
Special stroke on request											

+43 512 52076
austria@stasto.eu
© STASTO Automation KG

AW6 - ... - .... Triple piston rod

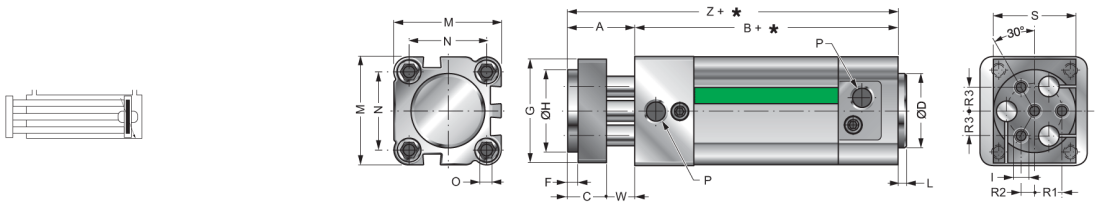

* = Stroke

Ø	A	B	C	ØD	F	G	ØH	ØI	L	M	N	ØO	ØP	R1	R2	R3	S	W	Z	Ø Rod	Type
32	26	102	15	30	4	40	32	M6	4	45	32,5	M6	G1/8	10	5	8,7	40	11	128	8	AW6-32-...
40	30	112	15	35	4	45	40	M8	4	55	38	M6	G1/4	12,5	6,3	6,3	40	15	142	12	AW6-40-...
50	34	117	18	40	5	55	50	M8	4	65	46,5	M8	G1/4	15,5	7,8	7,8	50	16	151	12	AW6-50-...
63	36	124	22	45	5	70	63	M10	4	80	56,5	M8	G3/8	19	9,5	9,5	63	14	160	16	AW6-63-...

AW8 - ... - .... Triple piston rod and through piston rod

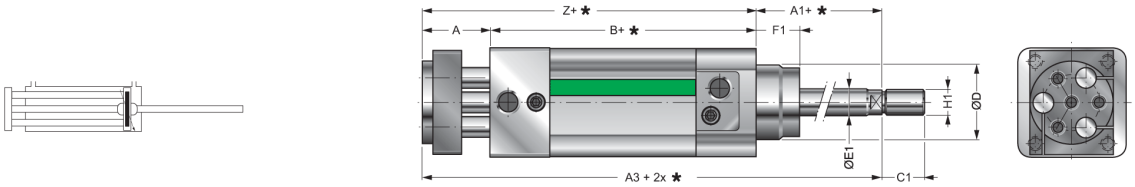

* = Stroke

Ø	A	A1	A3	B	C1	CH	ØD	ØE1	F1	ØH1	Z	Type
32	26	26	154	102	20	10	30	12	18	M10x1,25	128	AW8-32-...
40	30	30	172	112	24	13	35	16	21,5	M12x1,25	142	AW8-40-...
50	34	37	188	117	32	17	40	20	28	M16x1,5	151	AW8-50-...
63	36	37	197	124	32	17	45	20	28,5	M16x1,5	160	AW8-63-...

Maximum transverse force and maximum torque

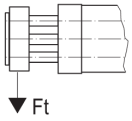

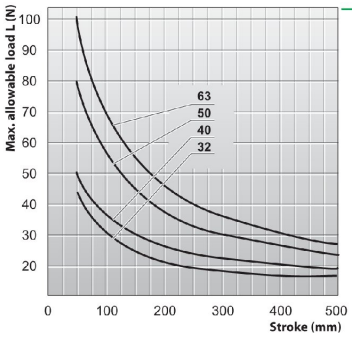

Stroke

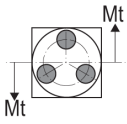

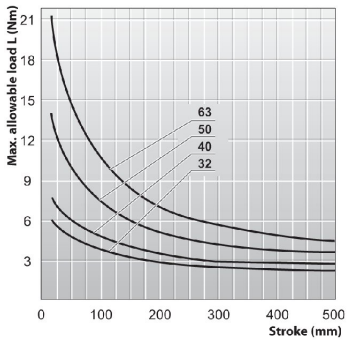

Stroke

Illustrations non-binding
Design, dimensional and material changes reserved

+43 512 52076
austria@stasto.eu
© STASTO Automation KG