Partnership. With Guarantee.

Three-piece ball valves made of stainless steel Series 712000



Design type	Shut-off valve with floating ball, full bore passage, Compensation hole
Actuation	by 90° rotation of the hand lever
Connection	Weld ends DN10...DN100 according to DIN 3239
Materials	Body and ball stainless steel 1.4401, Ball seal PTFE glass fiber reinforced, Spindle seal PTFE/FKM Hand lever: DN10...DN50 Stainless steel 1.4016 plasticized, DN65...DN100 Steel plasticized Tie rods and nuts: DN10...DN50 Stainless steel AISI 304, DN65...DN100 Steel galvanized
Application range	Fluids and gases of group 1 and 2 according to PED 2014/68/EU that do not attack the materials used. For steam applications we recommend using special steam valves.
Medium temperature	-20...+160°C
Operating pressure	Vacuum max. 10^{-3} Torr up to Rated pressure according to table and pressure-temperature diagram
Mounting type	Installation in rigid piping system
Mounting position	any
Approvals	TA-Luft, SIL 3
Special versions	ATEX EX II 2G Ex h IIC T6...T1 Gb / II 2D Ex h IIIC T85°C...T450°C Db, low-dead-volume seals, oil-, grease- and silicone-free for oxygen

+43 512 52076
austria@stasto.eu
© STASTO Automation KG

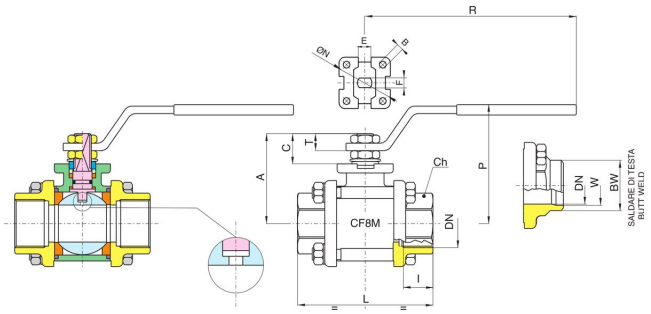

Nominal size DN[mm]	PN [bar]	A	CH	E	F	L	R	P	C	T	N	B	BW	W	Kv value [m³/h]	Weight [approx. kg]	Type
10	64	35	22	8	5	57	110	50	13,5	9	-	-	17,1	12,48	8,5	0,26	712000-10
15	64	47	27	10	7	65	131	64	15	10	36	6	21,3	15,76	19,2	0,48	712000-15
20	40	52	32	10	7	76	131	68	16	10	42	5,5	26,7	20,96	35,0	0,72	712000-20
25	40	60	41	12	8	92	174	79	19,5	12,5	42	6	33,4	26,64	64,5	1,26	712000-25
32	25	64	50	12	8	106	174	83	19,5	12,5	42	5,5	42,2	35,08	103,8	1,74	712000-32
40	25	79	55	16	10	116	250	100	24	16,5	50	6,5	48,3	40,94	174,0	2,53	712000-40
50	25	86	70	16	10	136	250	107	24	16,5	50	6,5	60,3	52,48	301,3	3,92	712000-50
65	16	103	90	20	14	153	321	126	28	18	70	M8	73	62,68	545,7	7,99	712000-65
80	16	114	105	20	14	180	321	137	28	18	70	M8	88,9	77,92	872,5	12,68	712000-80
100	16	137	130	24	18	217	381	156	34,5	22	102	M10	114,3	102,26	1363,3	21,78	712000-100

Pressure-temperature diagram

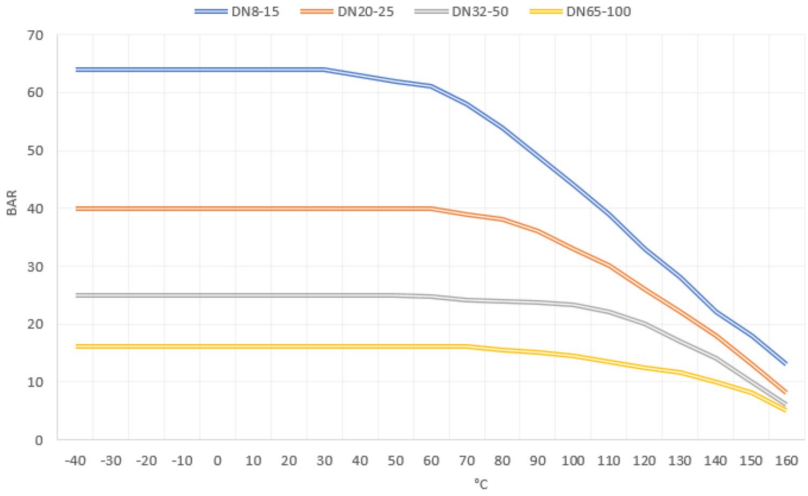

Illustrations non-binding
Design, dimensional and material changes reserved

+43 512 52076
austria@stasto.eu
© STASTO Automation KG